



# Heat Transfer

# Objective

- Heat transfer in a microreactor overcomes unique challenges due to the compact footprint, radiation field, transportability, and high temperatures present.
- High temperature operation preferred to give higher power production efficiencies.
- Novel concepts explored to transport heat and dampen transients affecting structural integrity and performance of core structures/components.
- Research/testing of nonnuclear components helps increase our understanding of system performance.
- Feasible heat pipe and gas-cooled components plus heat exchanger and power conversion units can be integrated for non-nuclear testing easier than in nuclear demonstrations.
- Techniques for fabricating test articles with these features will also be developed and demonstrated.



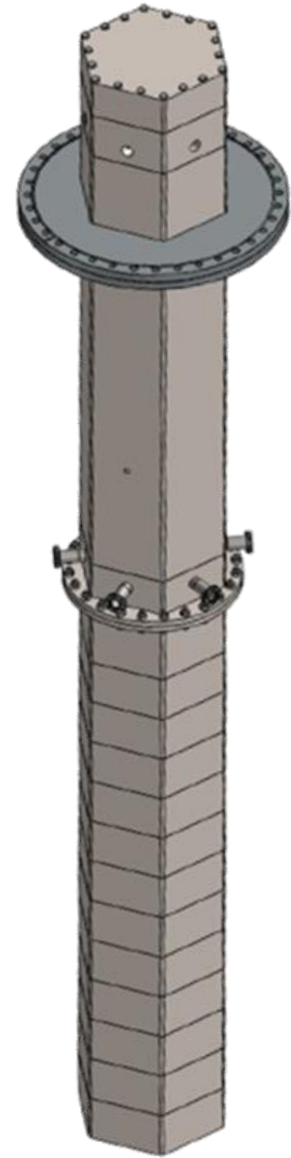
# 37 Heat Pipe Test Article

March 3, 2022

Bob Reid, Lindsey Gaspar, Michael Middlemas, and  
Katrina Sweetland

# Presentation Outline

- Overview
- eBlock37
- eXchanger37 Subassembly
- Core37 Subassembly
- eWick37
- eFill37 Subassembly
- eFill37 Charge Subassembly
- eFill37 Laser Weld Subassembly
- Facility Upgrades
- Ongoing and Future Work




# eBlock37 Build

gCart37



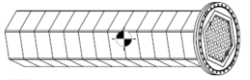
Handling Cart



Monolithic Reactor Core Block

Core37

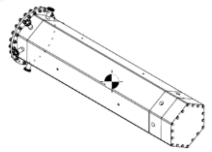
US DOE S133,464



Monolithic Heat Pipe to Gas Heat Exchanger

eXchanger37

US DOE S133,464



Mass Produced NQA-1 Quality High Capacity Heat Pipe Wicks

eWick37 (NQA-1)

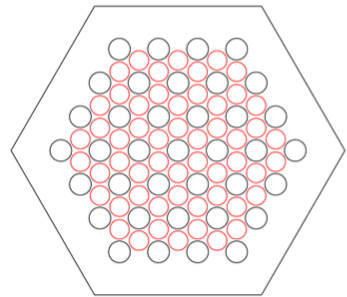

US DOE S133,680



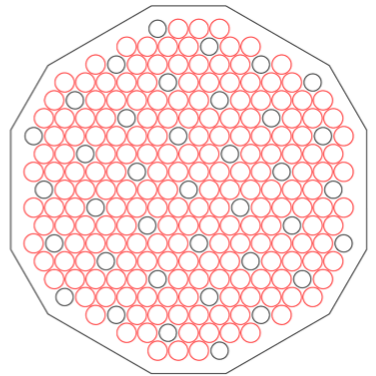
Mass Produced High Purity Heat Pipe Fill And Seal

eFill37

US DOE S133,662



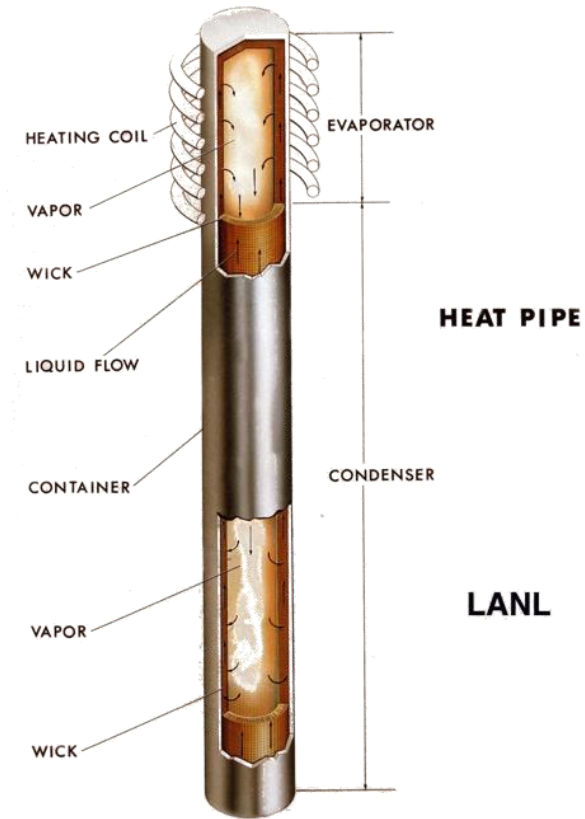
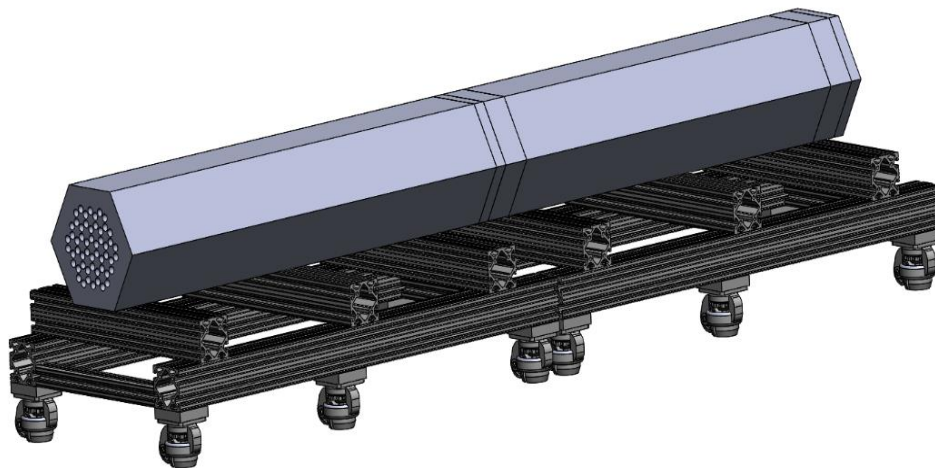
Thermal Hydraulic Similarity



Nuclear Similarity (criticality)

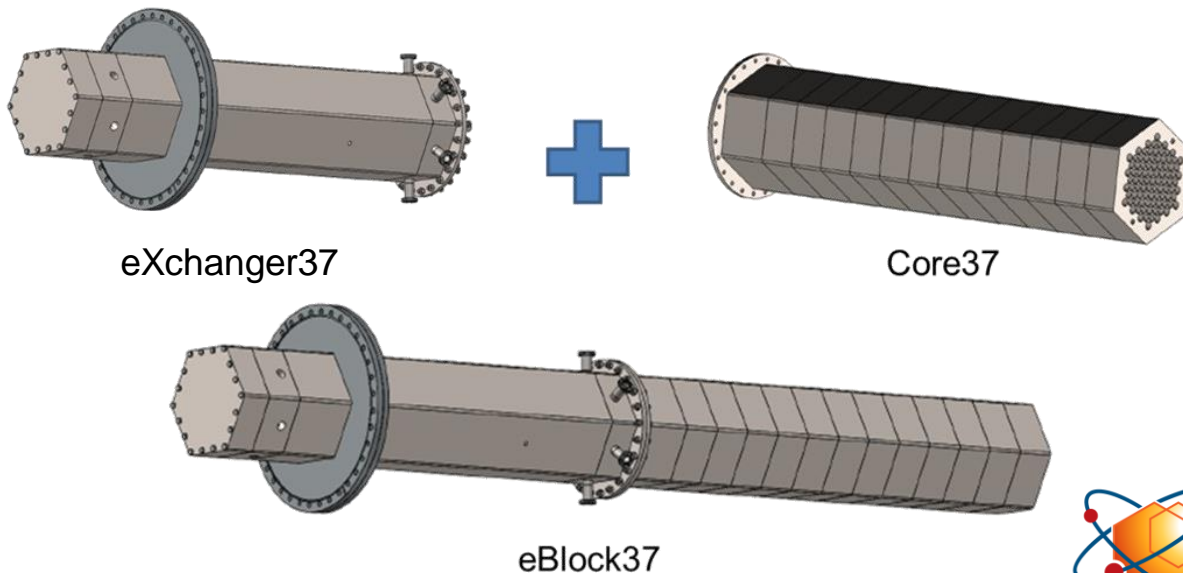
# Overview

- Design and fabricate a sub-scale, electrically heated and heat-pipe-cooled prototype of a fast spectrum microreactor
- Testing will be conducted at Idaho National Laboratory MAGNET facility
- Fuel rods will be simulated with cartridge heaters and combined heat pipe/heat exchanger article




# eBlock37

- The eBlock37 is a sub-scale, electrically heated and heat-pipe cooled prototype of a fast spectrum microreactor.
- Comprised of a gas-cooled heat exchanger (eXchanger37) and electrically-heated and heat-pipe cooled core (Core37),
- Subassemblies built from stainless steel 316L and thermally linked by an array of 37 sodium heat pipes
- Heat pipes transfer nominal 100 kW from the core at 700°C



# eXchanger37 Subassembly


- Consists of a main body containing axial holes through which the heat-pipe array passes
- Flange on evaporator end links to Core37 Subassembly
- Flange on the condenser end links to the eFill37 and can be removed following heat-pipe fill operations
- Assembly completed CY21



Evaporator End



eXchanger on gCart




Condenser End



# Core37 Subassembly

- Consists of 13 segments that will be diffusion bonded together
- Flange on the end links to the eXchanger37 Subassembly
- All 13 segments have been manufactured for full-scale core
- Alignment pins pressed into each segment to ensure alignment during bonding
- Segments packaged for shipment to Bodycote facility for diffusion bonding



# Core37 Subassembly – Bonding Trials

- Diffusion bonding trials conducted on sub-scale, unit
  - Robust bond, but asperity closure incomplete due to pressure relaxation after initial asperity crush
  - Mismatch in Arrhenius diffusion rate and thermal diffusion rate believed to have resulted in uneven contact
  - Testing of alternate method currently being pursued
- Full-scale core bonding to be performed following assessment of new bonding parameter performance



# eWick37

- Ultimate Hydroforming, Inc. (UHI) is fabricating and completing a scaled-up production of LANL eWick37
  - Nadcap accredited
  - AS ISO 9001:2015 9100D registered
  - Fully validated and controlled process for wick manufacture consistent with NQA-1 quality standards
- A total of 54 stainless steel wicks are being produced
- Wicks required to be suitable for producing a minimum axial heat transfer rate of 2.7 kW at 1000 K



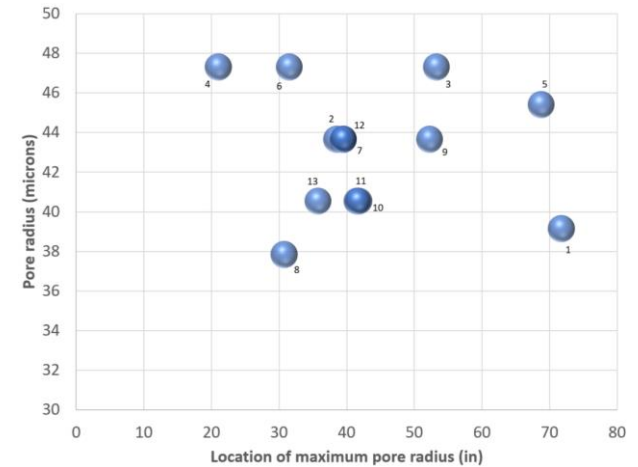
# eWick – Fabrication Process

7. Bubble point testing used to determine pore distribution and size
8. Steel plug bonded to end of wick
9. Repeat bubble point test with plug installed



# eWick37 – Status

- Wicks produced to date have consistently been manufactured with < 50 micron effective pore radius
  - Suitable for axial heat transfer rates of at least 8.0 kW at 1000 K with selected heat pipe design and materials (2.7 kW maximum test article requirement)
  - 13 assemblies completed through bubble point testing (1/22)
  - 22 assemblies in copper tubes and are being sized (1/22)
  - Remaining screen material will be cleaned and assembled once copper has been etched away from remaining assemblies



# eFill37 Subassembly

- The eFill37 is a scalable heat pipe charging and sealing apparatus developed with the intent of easing and automating the manufacture of heat-pipe-cooled microreactors
- Interfaces directly with eBlock37 via vacuum flange, providing inert gas or vacuum conditions to mitigate hazards associated with alkali metal handling and prevent contamination
- Theta-theta stage manipulation enables access to every heat pipe in the array

# eFill37 Subassembly

- eFill37 uses multiple configurations for completing distinct steps of the manufacturing process
  - Charging
  - Plug insertion
  - Sealing
- Fill system represents a significant departure from earlier approaches for alkali metal heat pipe fill methods that only allowed for fill of a limited number of heat pipes at a time

# eFill37 Charge Subassembly

- eFill37 charge subassembly sits atop the eFill37 rotating stages, enabling transfer of high-purity sodium into each heat pipe
- Gate valves linking the eFill37 with the charge subassembly help maintain vacuum environment during filling operations and allow for changing out subassemblies for subsequent process steps
- A vertical lifting column and expandable bellows provides method of fill stem insertion



# eFill37 Laser Weld Configuration

- eFill37 laser weld subassembly sits atop the eFill37 rotating stages, enabling sealing of the heat pipe array after fill
- Gate valves linking the eFill37 with the laser weld subassembly help maintain inert environment (0.1 mbar helium) during sealing operations



- Custom bellows attaches to the laser head on one end and chamber viewport window on the other, creating a light-tight environment through which the laser beam travels
- Full-beam enclosure allows system to be treated as Class 1 laser system

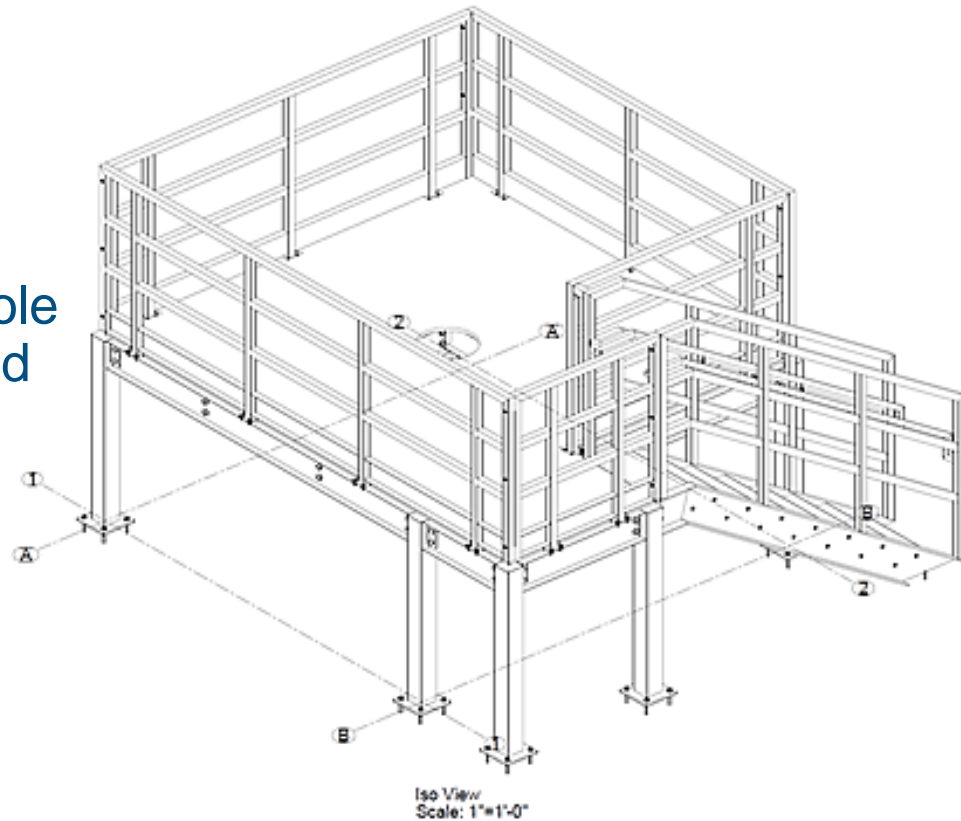
# eFill37 Laser Weld Configuration

- Support stand allows for x and y-coordinate positioning, while linear motion stage enables more precise vertical positioning to account for design tolerances
- IPG Photonics YLS-4000 laser and D50 wobble head will be used for weld operations
- All necessary components have been purchased



# Facility Upgrades

- A mezzanine has been designed to facilitate heat-pipe filling operations using the eFill37
- Penetrating radar has been used to survey floor of installation area for footings
- eBlock37 will be placed through a centrally located hole in the mezzanine and secured to the floor and



# Ongoing and Future Work

- Core37
  - Diffusion bonding of sub-scale core to verify new bonding parameters
  - Diffusion bonding of full-scale Core37
  - Weld heat-pipe tubing to Core37
- eWick37
  - Complete wick fabrication
- eFill37
  - Assemble plug and laser weld configuration subassemblies
  - Laser installation
- Facility Upgrades
  - Procure and install mezzanine
- Insert wicks; fill article with sodium and weld shut.
- Ship to INL for non-nuclear demonstration.