



Development of Hydrogen Transport Models for High Temperature Metal Hydride Moderators

March 8-9, 2023

Prof. Jeffrey C. King, Mines

Drs. Alex Long & Erik Luther, LANL



Project Motivation


- Minimizing core size is an important consideration in many (all?) microreactor concepts
- The incorporation of a moderator into a reactor core can reduce the amount of fissile material required for criticality
 - This can translate to reduced size or reduced enrichment
- The high temperatures expected in most microreactor design limit the use of water (the most common moderating material)
- Metal hydrides can be nearly as effective as water at elevated temperatures
- Understanding the fabrication, incorporation, and performance of high temperature metal hydride moderators is an enabling technology for the development of future microreactors
- This project will develop validated computational methods to predict the short- and long-term reactor performance impacts from thermally-driven hydrogen transport in zirconium- and yttrium-hydrides)

Project Objectives


- Develop neutron radiography techniques to measure time-dependent hydrogen concentrations in metal hydride moderators
- Derive updated hydrogen diffusion coefficients for metal hydride moderator materials
- Demonstrate and validate multiphysics-based reactor performance models incorporating improved models for the transport of hydrogen in metal hydride moderators

Neutron Radiography

- Neutron radiography can be a valuable tool for studying the presence and migration of hydrogen in metal hydrides
- Neutron beams are strongly attenuated by the presence of hydrogen and only weakly attenuated by zirconium and yttrium
- The key challenge will be extracting quantitative information from the resulting images
 - This project is synergistic with parallel project sponsored by Naval Reactors that focuses on quantifying hydrogen behavior in zirconium cladding and structural materials



X-Ray Radiograph



Neutron Radiograph



Project Plan

- Year 1
 - Develop neutron imaging techniques to measure hydrogen content in metal hydrides
- Year 2
 - Collect data on the diffusion of hydrogen in yttrium and zirconium hydride in response to chemical, stress, and thermal gradients
 - Derive appropriate transport models for the diffusion of hydrogen in hydride moderators
- Year 3
 - Update reactor simulation codes (BISON and GRIFFIN) with the new diffusion models
 - Demonstrate the impact short- and long-term hydrogen mobility on the performance of hydride moderated microreactors

Work in Progress - Radiography

- Reinstalling neutron beamline capabilities at the GSTR
 - Post-COVID recovery
 - Foil and film (transfer) radiography
 - Digital radiography


Experimental Station



Scintillator-based Digital Imager

Work in Progress – Specimen Preparation

- Developing the capabilities to produce hydrided imaging specimens at Mines, with parallel elemental analysis
- Electrolytic process
 - Primarily supports NR project (with funding from that source)
 - Calibration is ongoing
- Thermal (Sievert's) process
 - Existing vacuum tube furnace retrofit with Ar-5H atmosphere
 - To be completed over the summer




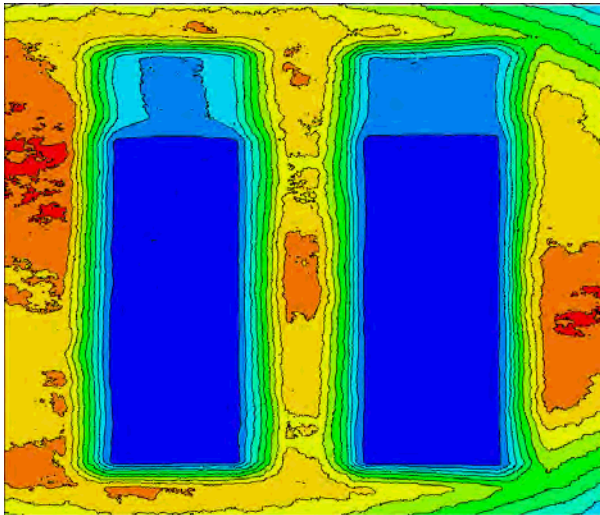
Electrolytic Hydriding Cell



Cleaned (L) and Hydrided (R) Samples

Work in Progress – Image Simulation

- Developing the ability to accurately simulate radiography images produced at the GSTR
- Model-referencing will be important for quantitative analysis



Current Challenges

- Reactor Access Agreement
 - Lapsed during COVID quarantine
 - Negotiations on new agreement are taking longer than expected
- BISON/GRIFFIN Licensing
 - Also taking longer than expected



Questions?



Current Challenges

- Reactor Access Agreement
 - Lapsed during COVID quarantine
 - Negotiations on new agreement are taking longer than expected
- BISON/GRIFFIN Licensing
 - Also taking longer than expected